

# RGB Controller With RF Remote (SDL/RF800)


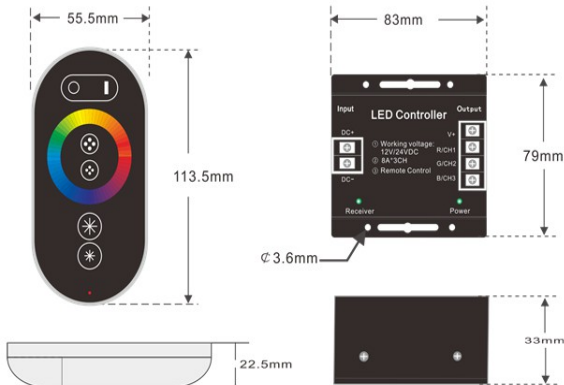
The SDL/RF800 controller has features such as large current, low power consumption; remote control adopts high precision touch control chip, has colour ring and buttons function, increases the touch sensitivity. You can use remote control to switch the modes of RGB strips, and also you can change the brightness and speed. It has advantages such as far control distance, high touch sensitivity, strong driving ability, stable performance. This Controller can run 40m of standard (5050/30) RGB strip or 20m of High Brightness (5050/60) RGB strip with no need for repeaters.



## SPECIFICATION

### Controller

Supply voltage: DC12-24V  
Working current: <=8A/CH  
Connection method: Common anode  
External dimension: L83\*W79\*H33 mm  
Packing size: L185 X W135 X H50 mm  
Static power consumption: <1W  
Output power: DC12V: <288W, DC24V: <576W  
Output frequency: 900Hz  
Net weight: 189g  
Gross weight: 347g



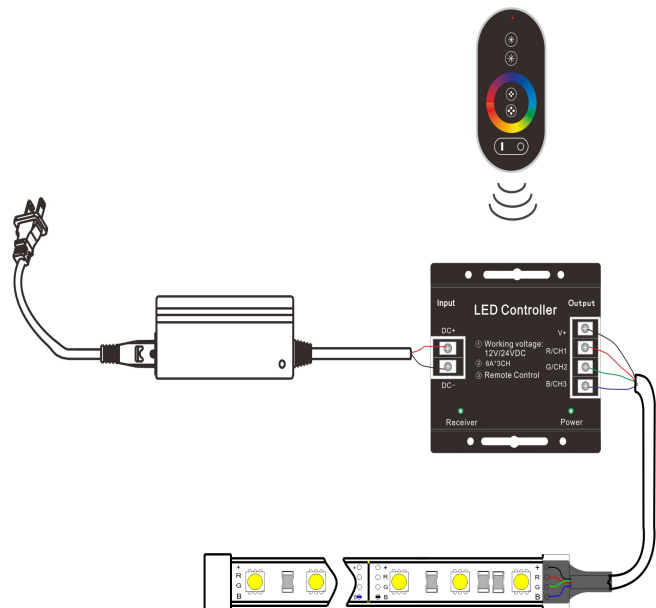
## RF REMOTE FUNCTIONS

- : ON/OFF key, it is used for lighting on/off LED strips.
- : Mode increase/reduce button, it is used for controlling increase and reduce of modes, total 18 kinds of modes.
- : Color ring, when touching a certain point on the color ring, LED strip will show the color of color ring at this time.
- : Brightness/speed button, in static modes, it controls the increase/reduce of brightness (total 25 levels), in dynamic modes, it controls the increase/reduce of speed (total 100 levels).

The standard change functions is shown as below table:

No	Mode	No	Mode
1	Static red	10	Three-color gradual changing
2	Static green	11	Three-color crossfade
3	Static blue	12	Seven-color gradual changing
4	Static purple	13	Seven-color crossfade
5	Static yellow	14	Three-color flash
6	Static cyan	15	Seven-color flash
7	Static white	16	Three-color quick flash
8	Three-color jumpy changing	17	Seven-color quick flash
9	Seven-color jumpy changing		Autoplay

Specification for matching code of wireless remote control and controller: When power on, close to the controller, at the same time press the ON/OFF key of remote control, long press this key in 3s to match code. The load light will flicker after matching code success.



**Max 40m 5050/30/RGB**  
**Max 20m 5050/60/RGB**