




Standard Brightness (2835/90/CC)

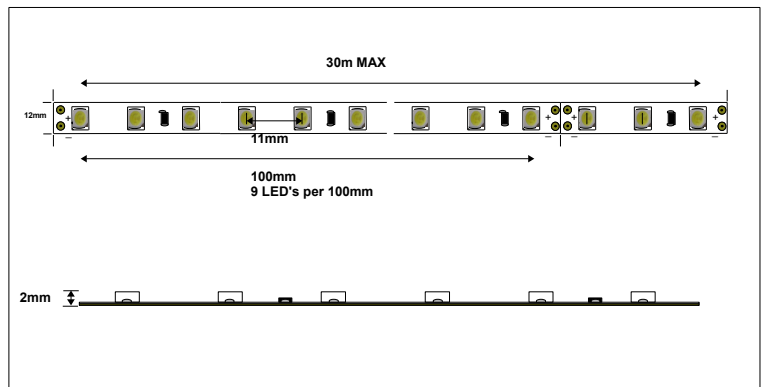
Our new constant current led strip allows a run of 15m with a SDL150CC or 30m with a SDL350CC connected at one end of the strip. This results in no dimming caused by voltage drop across the full length of the strip.



SPECIFICATION

Part No.	2835/90/CC
Voltage	36Vdc
Power Consumption	7.2W
LED Qty	90 per metre
LED Type	2835
Size (WxH)	12mm x 2mm
Cutting Interval	100mm
Colours Available	Warm White (WW) Natural White (NW) Pure White (PW)

DIMENSIONS



LUMEN OUTPUT

Warm White	620
Natural White	640
Pure White	670

Data based on 1000mm

CAN BE CUT EVERY 100MM (every 9 LEDs)

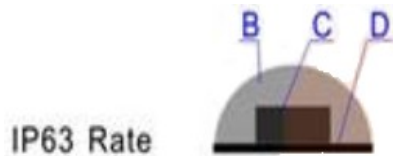


THE RIGHT POWER SUPPLY UNIT?

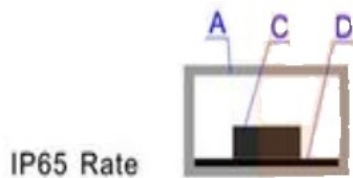
SDL150CC	Up to 15m
SDL350CC	Up to 30m

WATERPROOF METHODS

Surface coating with silicone glue
B: Silicone glue C: SMD D: FPC



Silicone Tube
A: Silicone Tube B: SMD C: FPC



Silicone Tube with silicone glue filling
A: Silicone tube B: Silicone glue C: SMD D: FPC

